

Online Meeting Guide

Coles Group Limited (COL) 2023 AGM

3 Nov 2023, 10:30am AEDT



Scan to join the meeting

Attending the Annual General Meeting (AGM) virtually

If you choose to attend online, you will be able to view a live webcast of the meeting. Shareholders and proxyholders can ask questions and submit votes in real time.

To participate online, visit <https://web.lumiagm.com/301239077> on your smartphone, tablet or computer.

You will need the latest versions of Chrome, Safari, Edge or Firefox. Please ensure your browser is compatible.

To log in, you must have the following information:

Meeting ID: 301239077

Australian residents

- **Username**
(SRN or HIN)
- **Password**
(postcode of your registered address)

Overseas residents

- **Username**
(SRN or HIN)
- **Password**
(three-character country code)
e.g. New Zealand - **NZL**; United Kingdom - **GBR**; United States of America - **USA**; Canada - **CAN**

A full list of country codes is provided at the end of this guide.

Appointed Proxies

To receive your unique username and password, please contact Computershare on +61 3 9415 4024.

Guests

To register as a guest, you will need to enter your name and email address.

Participating at the meeting

1 To participate in the meeting, you will be required to enter the unique 9-digit Meeting ID as provided above.

2 To proceed into the meeting, you will need to read and accept the Terms and Conditions

The screenshot shows the LUMI logo at the top. Below it is a text input field with the placeholder text "Enter Meeting ID". At the bottom of the interface is a grey button labeled "JOIN MEETING".

The screenshot shows the "coles group" logo at the top. Below it is the heading "Terms and Conditions". The text reads: "Prior to registering for the meeting, it is important that you read and accept the Terms and Conditions. To access the Terms and Conditions please click on the following link: [Terms and Conditions](#)". At the bottom, there is a checkbox with the text "I agree to all of the above terms and conditions". Below the checkbox are three buttons: "ENGLISH" (with a globe icon), "DECLINE", and "ACCEPT".

- 3** Select the relevant log in option to represent yourself in the meeting.
Note that only shareholders and proxies can vote and ask questions in the meeting.

To register as a shareholder, select 'Securityholder or Proxy' and enter your SRN or HIN and Postcode or Country code.

A screenshot of the Coles Group mobile app login screen. At the top, there is a back arrow and the 'coles group' logo. Below the logo, there are two radio button options: 'Securityholder or Proxy' (which is selected) and 'Guest'. Underneath these options is a link that says 'Having trouble logging in?' with a downward arrow. At the bottom of the screen, there are three buttons: 'ENGLISH' with a globe icon, 'CANCEL', and 'CONTINUE'.

A screenshot of the Coles Group mobile app login form for a shareholder. It features the 'coles group' logo at the top. Below the logo, there are two input fields: 'SRN or HIN' and 'Postcode or Country code'. At the bottom of the form, there is a red 'LOGIN' button.

To register as a proxyholder, select 'Securityholder or Proxy' and enter your username and password as provided by Computershare.

In the 'SRN or HIN' field enter your username and in the 'Postcode or Country code' field enter your password.

A screenshot of the Coles Group mobile app login screen, identical to the one above, showing the 'Securityholder or Proxy' option selected.

A screenshot of the Coles Group mobile app login form for a proxyholder. It features the 'coles group' logo at the top. Below the logo, there are two input fields: 'SRN or HIN' and 'Postcode or Country code'. At the bottom of the form, there is a red 'LOGIN' button.

To register as a guest, select 'Guest' and enter your name and email address.

A screenshot of the Coles Group mobile app login screen. At the top, there is a back arrow and the 'coles group' logo. Below the logo, there are two radio button options: 'Securityholder or Proxy' and 'Guest' (which is selected). Underneath these options is a link that says 'Having trouble logging in?' with a downward arrow. At the bottom of the screen, there are three buttons: 'ENGLISH' with a globe icon, 'CANCEL', and 'CONTINUE'.

A screenshot of the Coles Group mobile app login form for a guest. It features the 'coles group' logo at the top. Below the logo, there are three input fields: 'First Name', 'Last Name', and 'Email'. At the bottom of the form, there are three buttons: 'ENGLISH' with a globe icon, 'CANCEL', and 'CONTINUE'.

- 4** Once logged in, you will see the home page, which displays the meeting title and instructions.

A screenshot of the Coles Group mobile app home page. At the top, there is a navigation bar with three icons: 'HOME', 'MESSAGING', and 'VOTING'. Below the navigation bar is the 'coles group' logo. The main content area has a 'Welcome' heading followed by a 'Watching the meeting' section. This section contains instructions on how to watch the meeting on desktop and mobile devices. Below this is an 'Asking text questions' section. At the bottom of the screen, there is a black button with a white broadcast icon and the text 'BROADCAST'.

- 5** On a desktop/laptop device, the webcast will appear at the side automatically. On a mobile device, select the broadcast icon at the bottom of the screen to watch the webcast.

A screenshot of the Coles Group mobile app broadcast screen. At the top, there is a back arrow and the text 'Broadcast'. Below this is a large white area with the 'coles group' logo. At the bottom of the screen, there is a white button with a microphone icon and the text 'REQUEST TO SPEAK'.

6 During the meeting, mobile users can minimise the webcast at any time by selecting the arrow by the broadcast icon. You will still be able to hear the meeting. Selecting the broadcast icon again will reopen the webcast.



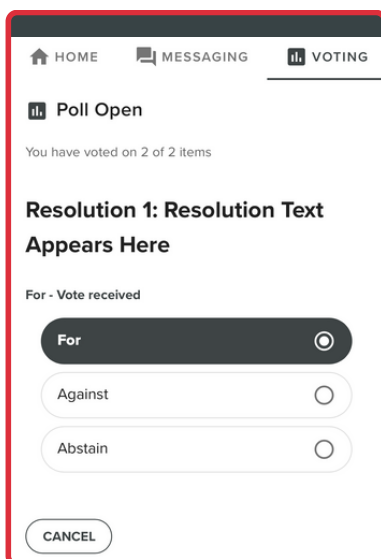
7 Desktop/laptop users can watch the webcast full screen by selecting the full screen icon. To reduce the webcast to its original size, select the X at the top of the broadcast window.



8 For shareholders and appointed proxies only. When the Chairman declares the poll open:

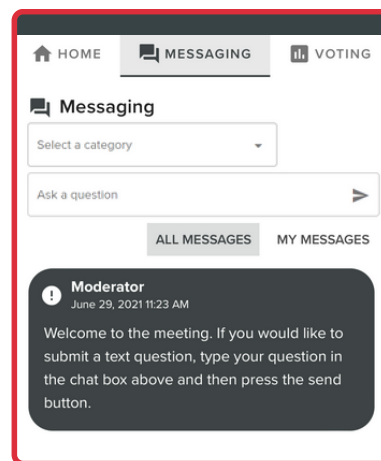
- A voting icon will appear on screen and the meeting resolutions will be displayed
- To vote, select one of the voting options. Your response will be highlighted
- To change your vote, simply select a different option to override

There is no need to press a submit or send button. Your vote is automatically counted. Votes may be changed up to the time the Chairman closes the poll.



9 For shareholders and appointed proxies only. To ask a written question, tap on the messaging icon, select a category from the drop down menu, type your question in the chat box at the top of the screen and select the send icon.

Confirmation that your message has been received will appear.



Questions sent via the Lumi platform may be moderated before being sent to the Chairman. This is to avoid repetition and remove any inappropriate language. A copy of your sent questions, along with any written responses from the meeting team, can be viewed by selecting "My messages".

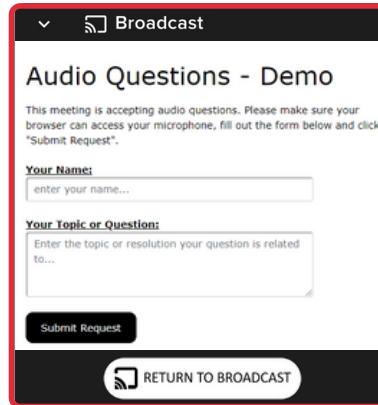
10 For shareholders and appointed proxies only.

To ask a question orally:

A Click on the 'Request to speak' button at the bottom of the broadcast window.

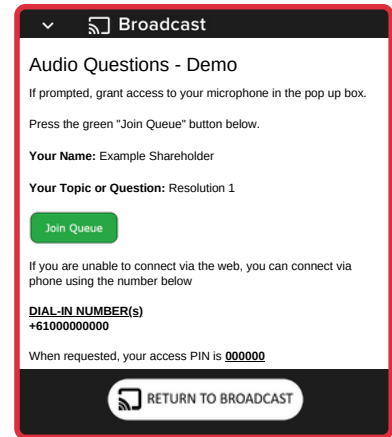


B Confirm your details and click 'Submit Request'.

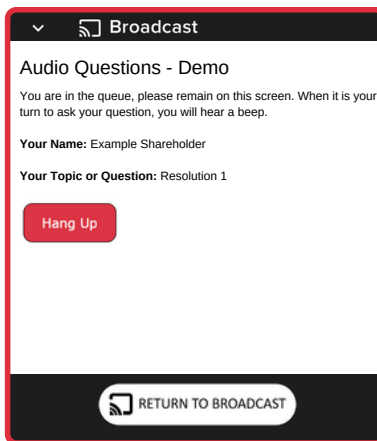


C If prompted, click 'allow' in the pop up to grant access to your microphone.

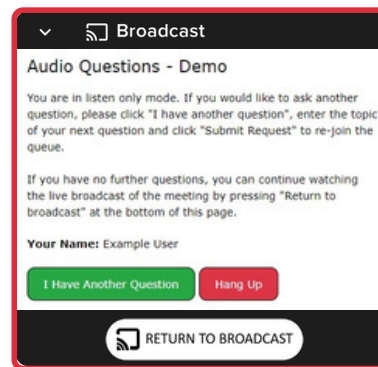
Click 'Join Queue' to confirm that you are ready to join the live audio facility.




D You will be asked to count to 5 to test your microphone. You will then hear the meeting while waiting to ask your question. When it is your turn to speak, you will be introduced to the meeting and a beep will indicate your microphone is live.




E After asking your question, you can request to ask another question by clicking on 'I Have Another Question' or leave the audio questions system and resume watching the live webcast by clicking on 'Return to Broadcast'.




Icon descriptions

 **Home tab** - Displays meeting instructions and audio questions link

 **Messaging tab** - Submit written questions or comments

 **Voting tab** - View and select voting options. Only visible once the Chairman of the meeting opens voting

 **Documents tab** - View documents relating to the meeting, if available

For assistance

If you require technical assistance, please call Lumi on +61 2 8075 0100.

Country Codes

For overseas shareholders, select your country code from the list below and enter it into the password field.

ABW	Aruba	DOM	Dominican Republic	LAO	Lao Pdr	QAT	Qatar
AFG	Afghanistan	DZA	Algeria	LBN	Lebanon	REU	Reunion
AGO	Angola	ECU	Ecuador	LBR	Liberia	ROU	Romania Federation
AIA	Anguilla	EGY	Egypt	LBY	Libyan Arab Jamahiriya	RUS	Russia
ALA	Aland Islands	ERI	Eritrea	LCA	St Lucia	RWA	Rwanda
ALB	Albania	ESH	Western Sahara	LIE	Liechtenstein	SAU	Saudi Arabia
AND	Andorra	ESP	Spain	LKA	Sri Lanka	SDN	Sudan
ANT	Netherlands Antilles	EST	Estonia	LSO	Kingdom of Lesotho	SEN	Senegal
ARE	United Arab Emirates	ETH	Ethiopia	LTU	Lithuania	SGP	Singapore
ARG	Argentina	FIN	Finland	LUX	Luxembourg	SGS	Sth Georgia & Sandwich Isl
ARM	Armenia	FJI	Fiji	LVA	Latvia	SHN	St Helena
ASM	American Samoa	FLK	Falkland Islands (Malvinas)	MAC	Macao	SJM	Svalbard & Jan Mayen
ATA	Antarctica	FRA	France	MAF	St Martin	SLB	Soloman Islands
ATF	French Southern	FRO	Faroe Islands	MAR	Morocco	SCG	Serbia & Outlying
ATG	Antigua & Barbuda	FSM	Micronesia	MCO	Monaco	SLE	Sierra Leone
AUS	Australia	GAB	Gabon	MDA	Republic Of Moldova	SLV	El Salvador
AUT	Austria	GBR	United Kingdom	MDG	Madagascar	SMR	San Marino
AZE	Azerbaijan	GEO	Georgia	MDV	Maldives	SOM	Somalia
BDI	Burundi	GGY	Guernsey	MEX	Mexico	SPM	St Pierre and Miqueion
BEL	Belgium	GHA	Ghana	MHL	Marshall Islands	SRB	Serbia
BEN	Benin	GIB	Gibraltar	MKD	Macedonia Former Yugoslav Rep	STP	Sao Tome and Principle
BFA	Burkina Faso	GIN	Guinea	MLI	Mali	SUR	Suriname
BGD	Bangladesh	GLP	Guadeloupe	MLT	Malta	SVK	Slovakia
BGR	Bulgaria	GMB	Gambia	MMR	Myanmar	SVN	Slovenia
BHR	Bahrain	GNB	Guinea-Bissau	MNE	Montenegro	SWE	Sweden
BHS	Bahamas	GNQ	Equatorial Guinea	MNG	Mongolia	SWZ	Swaziland
BIH	Bosnia & Herzegovina	GRC	Greece	MNP	Northern Mariana Islands	SYC	Seychelles
BLM	St Barthelemy	GRD	Grenada	MOZ	Mozambique	SYR	Syrian Arab Republic
BLR	Belarus	GRL	Greenland	MRT	Mauritania	TCA	Turks & Caicos
BLZ	Belize	GTM	Guatemala	MSR	Montserrat	TCD	Chad
BMU	Bermuda	GUF	French Guiana	MTQ	Martinique	TGO	Congo
BOL	Bolivia	GUM	Guam	MUS	Mauritius	THA	Thailand
BRA	Brazil	GUY	Guyana	MWI	Malawi	TJK	Tajikistan
BRB	Barbados	HKG	Hong Kong	MYS	Malaysia	TKL	Tokelau
BRN	Brunei Darussalam	HMD	Heard & McDonald Islands	MYT	Mayotte	TKM	Turkmenistan
BTN	Bhutan	HND	Honduras	NAM	Namibia	TLS	East Timor Republic
BUR	Burma	HRV	Croatia	NCL	New Caledonia	TMP	East Timor
BVT	Bouvet Island	HTI	Haiti	NER	Niger	TON	Tonga
BWA	Botswana	HUN	Hungary	NFK	Norfolk Island	TTO	Trinidad & Tobago
CAF	Central African Republic	IDN	Indonesia	NGA	Nigeri	TUN	Tunisia
CAN	Canada	IMN	Isle Of Man	NIC	Nicaragua	TUR	Turkey
CCK	Cocos (Keeling) Islands	IND	India	NIU	Niue	TUV	Tuvalu
CHE	Switzerland	IOT	British Indian Ocean Territory	NLD	Netherlands	TWN	Taiwan
CHL	Chile	IRL	Ireland	NOR	Norway	TZA	Tanzania
CHN	China	IRN	Iran Islamic Republic of	NPL	Nepal	UGA	Uganda
CIV	Cote D'ivoire	IRQ	Iraq	NRU	Nauru	UKR	Ukraine
CMR	Cameroon	ISL	Iceland	NZL	New Zealand	UMI	United States Minor Outlying
COD	Democratic Republic of Congo	ISM	British Isles	OMN	Oman	URY	Uruguay
COK	Cook Islands	ISR	Israel	PAK	Pakistan	USA	United States of America
COL	Colombia	ITA	Italy	PAN	Panama	UZE	Uzbekistan
COM	Comoros	JAM	Jamaica	PCN	Pitcairn Islands	VNM	Vietnam
CPV	Cape Verde	JEY	Jersey	PER	Peru	VUT	Vanuatu
CRI	Costa Rica	JOR	Jordan	PHL	Philippines	WLF	Wallis & Fortuna
CUB	Cuba	JPN	Japan	PLW	Palau	WSM	Samoa
CYM	Cayman Islands	KAZ	Kazakhstan	PNG	Papua New Guinea	YEM	Yemen
CYP	Cyprus	KEN	Kenya	POL	Poland	YMD	Yemen Democratic
CXR	Christmas Island	KGZ	Kyrgyzstan	PRI	Puerto Rico	YUG	Yugoslavia Socialist Fed Rep
CZE	Czech Republic	KHM	Cambodia	PRK	North Korea	ZAF	South Africa
DEU	Germany	KIR	Kiribati	PRT	Portugal	ZAR	Zaire
DJI	Djibouti	KNA	St Kitts And Nevis	PRY	Paraguay	ZMB	Zambia
DMA	Dominica	KOR	South Korea	PSE	Palestinian Territory	ZIM	Zimbabwe
DNK	Denmark	KWT	Kuwait	PYF	French Polynesia		